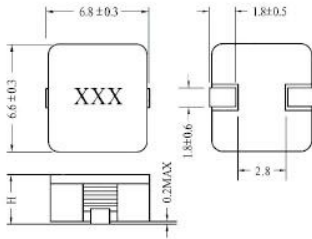




S26&SW26 SERIES


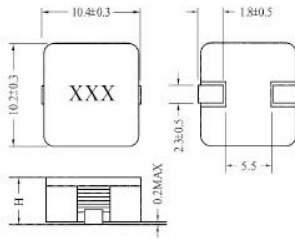
Dimension: Length x Width = 6.8 x 6.6mm
Height = 2.5 ~ 5.5mm



Part No. 品名	Inductance(μH) 电感量	D.C.R.(mΩ) (Max) 直流电阻(最大)	Rated Current(A)(Max) 额定电流(最大)
S2630-R27M	0.27μH±20%	2.5	24
S2635-R76M	0.76μH±20%	4.5	17
S2640-1R1M	1.10μH±20%	5.0	13
SW2635-0R1M	0.10μH±20%	1.5	35
SW2640-R22M	0.22μH±20%	2.5	30

S04&SW04 SERIES


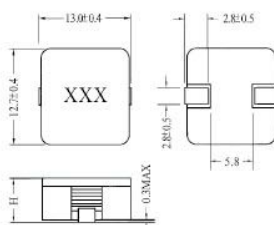
Dimension: Length x Width = 10.4 x 10.2mm
Height = 3.0 ~ 6.0mm



Part No. 品名	Inductance(μH) 电感量	D.C.R.(mΩ) (Max) 直流电阻(最大)	Rated Current(A)(Max) 额定电流(最大)
S0430-R33M	0.33μH±20%	2.5	30
S0440-1R5M	1.50μH±20%	5.5	18
S0445-2R0M	2.00μH±20%	6.0	16
SW0440-R15M	0.15μH±20%	1.5	33
SW0445-R36M	0.36μH±20%	2.5	27
SW0450-R68M	0.68μH±20%	4.0	25

S05&SW05 SERIES

Dimension: Length x Width = 13.0 x 12.7mm
Height = 3.0 ~ 7.8mm



Part No. 品名	Inductance(μH) 电感量	D.C.R.(mΩ) (Max) 直流电阻(最大)	Rated Current(A)(Max) 额定电流(最大)
S0548-1R0M	1.00μH±20%	2.5	24
S0554-1R5M	1.50μH±20%	2.5	21
S0560-4R7M	4.70μH±20%	8.0	15
SW0548-R56M	0.56μH±20%	3.0	30
SW0560-1R0M	1.00μH±20%	4.5	23
SW0572-2R2M	2.20μH±20%	6.0	18